



CE

**RANDOX**  
REAGENTS

A COMPREHENSIVE  
RANGE OF  
ANTIOXIDANT  
TESTING KITS



# ANTIOXIDANTS

Veterinary, Clinical, Pharma & Research,  
Cosmetics, Food & Beverage, Sport.



Free radicals are molecules containing one or more unpaired electrons; as such they are highly reactive species that seek stability by gaining electrons. In an attempt to gain extra electrons they often attack nearby molecules resulting in cellular or systemic damage. They are produced as a result of normal cellular metabolism however can also be the direct result of external sources such as pollution and smoking.

Antioxidants act by preventing or slowing down oxidative damage.

They can be present as vitamins in food, flavonoids in wine or enzymes in the body e.g. Superoxide Dismutase and Glutathione Peroxidase.

Free radicals have been implicated in the progression of numerous conditions including cancer, diabetes, cardiovascular disease, ageing and neurological disorders.

## THE BODY HAS THREE LEVELS OF DEFENCE AGAINST FREE RADICAL ATTACK



1

**Preventative antioxidants** to inhibit the formation of free radicals e.g. metal binding proteins like; Ceruloplasmin, Metallothioneine, Albumin, Transferrin, Ferritin and Myoglobin.

2

**Scavenging antioxidants** to remove any reactive species once formed. e.g. Superoxide Dismutase, Glutathione Peroxidase, Catalase and small molecules such as Ascorbate, Tocopherol, Bilirubin, Uric Acid, Carotenoids and Flavonoids.

3

**Repair enzymes** to repair damaged biomolecules e.g. DNA repair enzymes.

## ANTIOXIDANT PRODUCTS AVAILABLE FROM RANDOX

---

Albumin

---

Bilirubin

---

Ceruloplasmin

---

Ferritin

---

Glutathione Reductase

---

Glutathione Peroxidase

---

Superoxide Dismutase

---

Total Antioxidant Status (TAS)

---

Total Iron Binding Capacity

---

Transferrin

---

Uric Acid

# TOTAL ANTIOXIDANT STATUS

The antioxidant defence system has many components; a deficiency in any of these components can cause a reduction in the overall antioxidant status of an individual. Reduction in total antioxidant status has been implicated in several disease states, such as cancer and heart disease. The Randox TAS kit measures the total antioxidant capacity of a sample i.e. anything that has an antioxidant effect.

## KEY FEATURES OF RANDOX TOTAL ANTIOXIDANT STATUS

### Suitable for automation

removing the inconvenience and time consumption associated with traditional ELISA based testing options

### Lyophilised reagents

for enhanced stability

### Standard supplied with kit

simplifying the ordering process

### Extensive measuring range

0.21 – 2.94 mmol/l

### Method

Colorimetric

### Suitable sample types

serum, plasma, wine, beer and fruit juice

### Applications available for an extensive range of clinical chemistry analysers

detailing instrument specific settings for the convenient use of Randox Total Antioxidant Status on a variety of systems

### Complementary Total Antioxidant Status control available

offering a complete testing package

## ORDERING INFORMATION

Description	Kit Size	Catalogue Number
Total Antioxidant Status	5 x 10ml	NX2332*
Total Antioxidant Status Control	10 x 5ml	NX2331*

\*For research use only in the USA. Not for use in diagnostic procedures in the USA.



### Clinical

Antioxidant levels in patients or animals at risk from diseases such as cancer, heart disease, rheumatoid arthritis, diabetes, retinopathy and age-related conditions can be measured to promote supplementation and disease prevention.



### Cosmetics

The measurement of antioxidant levels is important during the production process to confirm the presence of antioxidants and enable any necessary product improvements to be made.



### Food & Beverages

The antioxidant potential of foods and beverages can be determined during production to promote health benefits and product stability.

# RANSEL (GLUTATHIONE PEROXIDASE)

Selenium is an essential trace element, involved in the aetiology of a number of diseases. At normal concentrations, selenium has a protective effect against several disease states however this protection is lost at lower concentrations and selenium can be toxic at high

concentrations. It is therefore important to monitor selenium levels to ensure they are kept within the normal range. Randox Ransel measures Glutathione Peroxidase which has a direct correlation with selenium levels.

## KEY FEATURES OF RANDOX RANSEL

### Lyophilised reagents

for enhanced stability

### Extensive measuring range

82.9 - 900U/l

### Sample type

whole blood

(human and animal)

### Method

Enzymatic

### Applications available for an extensive range of clinical chemistry analysers

detailing instrument specific settings for the convenient use of Randox Ransel on a variety of systems

### Complementary Ransel control available

offering a complete testing package



## ORDERING INFORMATION


Description	Kit Size	Catalogue Number
Ransel (Glutathione Peroxidase)	8 x 6.5ml	RS504*
Ransel (Glutathione Peroxidase)	8 x 10ml	RS505*
Ransel Control	10 x 1ml	SC692*
Ransel Diluent	10 x 200ml	RS2318*

\*For research use only in the USA. Not for use in diagnostic procedures in the USA.



### Veterinary

Diagnosis of animals suffering from diseases related to selenium deficiency e.g. white muscle disease in sheep and goats.



### Sports

Identifying and correctly treating sports professionals at risk of selenium deficiency.



### Pharma & Research

Glutathione Peroxidase can be measured to determine the therapeutic efficacy and antioxidant potential of newly developed drugs.

# RANSOD (SUPEROXIDE DISMUTASE)

Superoxide Dismutase catalyses the dismutation of superoxide into oxygen and hydrogen peroxide, consequently providing protection against superoxide which is one of the most common free radicals in the body. The enzyme acts by repairing and/or reducing the amount of damage done to cells. The fact that Superoxide

Dismutase levels have been found to decrease with age, while the level of free radicals in the body has been found to increase, suggests this enzyme plays a major role in the ageing process. As such there is great interest in determining the potential of Superoxide Dismutase in anti-ageing treatments and cosmetics.

## KEY FEATURES OF RANDOX RANSOD

### Lyophilised reagents

for enhanced stability

### Standard supplied with kit

simplifying the ordering process

### Extensive measuring range

0.06 to 4.52 U/ml

### Method

Colorimetric

### Sample type

whole blood

### Applications available for an extensive range of clinical chemistry analysers

detailing instrument specific settings for the convenient use of Radox Ransod on a variety of systems

### Complementary Ransod control available

offering a complete testing package

## ORDERING INFORMATION


Description	Kit Size	Catalogue Number
Ransod (Superoxide Dismutase)	5 x 20ml	SD125*
Ransod Control	10 x 1ml	SD126*
Ransod Diluent	6 x 100ml	SD124*

\*For research use only in the USA. Not for use in diagnostic procedures in the USA.



### Clinical

Diagnosis of diseases can be associated with abnormal Superoxide Dismutase levels e.g. neurological disorders such as Amyotrophic Lateral Sclerosis (ALS). Superoxide Dismutase can also be used to treat various ailments including arthritis, burns and inflammatory diseases.



### Sports

Research into the inflammatory response of cells or into assessing heart damage.





### Cosmetics

The measurement of antioxidant levels is important during the production process to confirm the presence of antioxidants and enable any necessary product improvements to be made.



### Pharma & Research

Determination of the therapeutic efficacy and antioxidant potential of newly developed drugs.



# GLUTATHIONE REDUCTASE

Glutathione Reductase is required for the regeneration of reduced glutathione which is important for normal cellular metabolism. This enzyme is often discussed in association with Glutathione Peroxidase, which requires reduced glutathione for activation. Glutathione Reductase is responsible for maintaining

levels of reduced glutathione which has many important functions in the cell. Glutathione plays a role in protein folding and the maintenance of reduced pools of vitamin C and E. Reduced levels of this enzyme have been described in several diseases.

## KEY FEATURES OF RANDOX GLUTATHIONE REDUCTASE

### Lyophilised reagents

for enhanced stability

### Extensive measuring range

11 – 180U/l

### Method

UV

### Suitable for use with a variety of sample types

serum, plasma and erythrocytes

### Applications available for an extensive range of clinical chemistry analysers

detailing instrument specific settings for the convenient use of Randox Glutathione Reductase on a variety of systems

### Complementary Glutathione Reductase Control and Calibrator available

offering a complete testing package

## ORDERING INFORMATION

Description	Kit Size	Catalogue Number
Glutathione Reductase	5 x 5ml	GR2368*
Glutathione Reductase Control	10 x 5ml	GR2608*
Glutathione Reductase Calibrator	10 x 5ml	GR2609*

\*For research use only in the USA. Not for use in diagnostic procedures in the USA.



### Clinical & Veterinary

Glutathione Reductase can be used to determine genetic deficiency states as well as hepatic and malignant diseases.



### Sports

Assessment of nutrition (riboflavin status).



### Pharma & Research

Glutathione Reductase can be used as a research tool in the identification of diseases associated with free radicals and reduced antioxidant levels.

Please note, all product performance information was achieved using the Randox RX series of clinical analysers. Results may vary depending on the analyser used.

# ADDITIONAL ANTIOXIDANT PRODUCTS BY RANDOX

## Albumin

Albumin is the most abundant protein in serum representing 55-65% of the total protein. Its main biological functions are to maintain the water balance in serum and plasma and to transport and store a wide variety of ligands e.g. fatty acids, calcium, bilirubin and hormones such as thyroxine. Recent evidence suggests Albumin may exert antioxidant properties by functioning as a serum peroxidase in the presence of reduced glutathione. Low Albumin levels (Hypoalbuminaemia) have been associated with liver disease, kidney disease, intestinal disease, cardiovascular disease and cancer. High Albumin levels on the other hand have little diagnostic relevance, except perhaps in dehydration.

## Bilirubin

Bilirubin is formed by the breakdown of haemoglobin in the spleen, liver and bone marrow. It can be conjugated with glucuronic acid or unconjugated (Albumin bound). An increase in Bilirubin concentration in the serum or tissue is called jaundice and can occur in toxic or infectious diseases of the liver. High levels of conjugated or direct Bilirubin indicate that bile is not being properly excreted; therefore an obstruction may be present in the bile duct or gall bladder. High levels of unconjugated bilirubin indicate that too much haemoglobin is being destroyed or that the liver is not actively treating the haemoglobin it is receiving. Bilirubin can be referred to as a scavenging antioxidant and acts by removing harmful peroxyl radicals from the body.

## Ceruloplasmin

Ceruloplasmin is an alpha-2-globulin synthesised primarily in the liver. It binds to copper after it is absorbed from the gastrointestinal (GI) tract and is responsible for transporting more than 90% of all copper to various tissues within the body. Ceruloplasmin has several important functions including ferroxidase activity, amine oxidase activity and superoxidase activity it is also involved in homeostasis.

## Ferritin

Ferritin consists of a protein shell and contains varying amounts of iron in its core as ferric hydroxide - phosphate complexes. All complexes contain 2 separate subunits, the acidic H type and the weakly basic L type subunit. The basic iso-ferritins are present in the liver, spleen and bone marrow and are concerned mainly with the long-term storage of iron while the acidic iso-ferritins are found in the placenta, tumour tissues and myocardium. Ferritin contributes to the body's antioxidant defence by sequestering iron and preventing it from catalyzing the production of free radicals in the cell.

## Transferrin

Plasma levels of Transferrin are regulated by the availability of Iron and increase when plasma levels of Iron are low. Transferrin levels are also known to increase during pregnancy and are often associated with a range of conditions including anaemia, iron deficiency, inflammation, malignancy, liver disease, malnutrition and protein loss. Like Ferritin, Transferrin can be described as a preventative antioxidant and acts by binding iron in a redox inactive form. This process is extremely important as free iron is capable of stimulating the production of harmful free radicals.

## Total Iron Binding Capacity (TIBC)

Total Iron Binding Capacity (TIBC) measures the blood's capacity to bind Iron with Transferrin and is therefore an indirect measurement of transferrin. As mentioned above, iron is capable of stimulating the production of harmful free radicals.

## Uric Acid

Uric Acid measurement is used in the diagnosis and treatment of numerous renal and metabolic disorders including renal failure, gout, leukaemia and psoriasis. Uric Acid is a potent antioxidant contributing to around half the antioxidant capacity of blood plasma. It is a scavenging antioxidant that acts by inactivating free radicals such as HO and HOCl.



## Australia

Randox (Australia) Pty Ltd.  
Tel: +61 (0) 2 9615 4640



## Brazil

Randox Brasil Ltda.  
Tel: +55 11 5181-2024



## China

Randox Laboratories Ltd.  
Tel: +86 021 6288 6240



## Czech Republic

Randox Laboratories S.R.O.  
Tel: +420 2 1115 1661



## France

Laboratoires Randox  
Tel: +33 (0) 130 18 96 80



## Germany

Randox Laboratories GmbH  
Tel: +49 (0) 215 1937 0611



## Hong Kong

Randox Laboratories Hong Kong Limited  
Tel: +852 3595 0515



## Italy

Randox Laboratories Ltd.  
Tel: +39 06 9896 8954



## India

Randox Laboratories India Pvt Ltd.  
Tel: +91 80 2802 5000



## Poland

Randox Laboratories Polska Sp. z o.o.  
Tel: +48 22 862 1080



## Portugal

Irandox Laboratorios Quimica Analitica Ltda  
Tel: +351 22 589 8320



## Puerto Rico

Clinical Diagnostics of Puerto Rico, LLC  
Tel: +1 787 701 7000



## Republic of Ireland

Randox Teoranta  
Tel: +353 7495 22600



## Slovakia

Randox S.R.O.  
Tel: +421 2 6381 3324



## South Africa

Randox Laboratories SA (Pty) Ltd.  
Tel: +27 (0) 11 312 3590



## South Korea

Randox Korea  
Tel: +82 (0) 31 478 3121



## Spain

Laboratorios Randox S.L.  
Tel: +34 93 475 09 64



## Switzerland

Randox Laboratories Ltd. (Switzerland)  
Tel: +41 41 810 48 89



## USA

Randox Laboratories-US, Ltd.  
Tel: +1 304 728 2890



## Vietnam

Randox Laboratories Ltd. Vietnam  
Tel: +84 8 3911 0656